

July 13, 2017

<b>National Stock Exchange of India Limited</b> Exchange Plaza, Plot no. C/1, G Block, Bandra - Kurla Complex Bandra (E), Mumbai - 400 051.	<b>BSE Limited</b> Phiroze Jeejeebhoy Towers Dalal Street, Mumbai- 400 001.
--	--

**Re.: Statement showing holding of securities and shareholding pattern pursuant to Regulation 31(1)(b) of SEBI (Listing Obligations and Disclosure Requirements) Regulations, 2015 for the Quarter ended June 30, 2017**

Dear Sir,

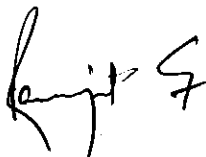
Pursuant to Regulation 31(1)(b) of SEBI (Listing Obligations and Disclosure Requirements) Regulations, 2015, please find attached herewith Statement showing holding of securities and shareholding pattern of Dish TV India Limited ("Company") for the Quarter ended June 30, 2017 in the format specified by Securities and Exchange Board of India vide its circular no. CIR/CFD/CMD/13/2015 dated November 30, 2015, for your information and record.

Kindly acknowledge the receipt.

Thanking you,

Yours truly,

For Dish TV India Limited



**Ranjit Singh**  
Company Secretary & Compliance Officer  
Membership No.-A15442



Encl.: As above

**Shareholding Pattern under Regulation 31 of SEBI (Listing Obligations and Disclosure Requirements) Regulations, 2015**

1.	Name of Listed Entity: Dish TV India Limited		
2.	Scrip Code/Name of Scrip/Class of Security: 532839 (BSE) / DISHTV (NSE) {Class - Equity}		
3.	Share Holding Pattern Filed under: Reg. 31(1)(b)		
	a. If under 31(1)(b) then indicate the report for Quarter ending: June 30, 2017		
	b. If under 31(1)(c) then indicate date of allotment/extinguishment : NA		
4.	Declaration: The Listed entity is required to submit the following declaration to the extent of submission of information:-		
	<b>Particulars</b>	<b>Yes*</b>	<b>No*</b>
1	Whether the Listed Entity has issued any partly paid up shares?	Yes	No
2	Whether the Listed Entity has issued any Convertible Securities or Warrants?		No
3	Whether the Listed Entity has any shares against which depository receipts are issued?		No
4	Whether the Listed Entity has any shares in locked-in?		No
5	Whether any shares held by promoters are pledge or otherwise encumbered?	Yes	

\* If the Listed Entity selects the option 'No' for the questions above, the columns for the partly paid up shares, Outstanding Convertible Securities/Warrants, depository receipts, locked-in shares, No of shares pledged or otherwise encumbered by promoters, as applicable, shall not be displayed at the time of dissemination on the Stock Exchange website. Also wherever there is 'No' declared by Listed Entity in above table the values will be considered as 'Zero' by default on submission of the format of holding of specified securities.



**Dish TV India Limited**

**Table I - Summary Statement holding of specified securities**


Category	Category of shareholder	Nos. of shareholders	No. of fully paid up equity shares held	No. of Partly paid-up equity shares held	No. of shares underlying Depository Receipts	Total nos. shares held (IV)+(V)+ (VI)	Shareholding as a % of total no. of shares (calculated as per SCRR, 1957)	Number of Voting Rights held in each class of securities			No. of Shares Underlying Outstanding convertible securities (including Warrants)	Shareholding, as a % assuming full conversion of convertible securities as a percentage of diluted share capital	Number of Locked In shares		Number of Shares pledged or otherwise encumbered		Number of equity shares held in dematerialised form	
								Class eg: X	Class eg: Y	Total			Total as a % of (A+B+C)	No. (a)	As a % of total Shares held (b)	No. (a)		As a % of total Shares held (b)
(A)	Promoter & Promoter Group	36	686878160	0	0	686878160	64.44	686878160	0	64.44	0	0	0	0	0	0	686878160	
(B)	Public	147863	379084658	34377	0	379119035	35.56	379084658	0	35.56	0	0	0	0	0	0	378681921	
(C)	Non Promoter - Non Public:																	
(C1)	Shares Underlying DRs	0	0	0	0	0	0.00	0	0	0.00	0	0	0	0	0	0	0	
(C2)	Shares Held By Employee Trust	0	0	0	0	0	0.00	0	0	0.00	0	0	0	0	0	0	0	
	Total	147899	1065962818	34377	0	1065997195	100.00	1065962818	0	100.00	0	0	0	0	0	0	1065560081	



Table II - Statement showing shareholding pattern of the Promoter and Promoter Group

S. No	Category & Name of the shareholders	PAN	Nos. of share holders	No. of fully paid up equity shares held	Partly paid-up equity shares held	No. of shares underlying Depository Receipts	Total nos. shares held (VII) = (V)+(VI)	Shareholding g % calculated as per SCRR, 1957 As a % of (A+B+C2)	Number of Voting Rights held in each class of securities		No. of Shares Underlying Outstanding convertible securities (including Warrants)	Shareholding as a % of full convertible securities (as a percentage of diluted share capital)	Number of Shares pledged or otherwise encumbered		Number of equity shares held in dematerialised form
									No of Voting Rights	Total as a % of (A+B+C)			No. (a)	As a % of total Shares held(b)	
(I)	(II)	(III)	(IV)	(V)	(VI)	(VII)	(VIII) As a % of (A+B+C2)	(IX)	(X)	(XI) = (VII)+(X) As a % of (A+B+C2)	(XII)	(XIII)	(XIV)		
<b>1. Indian</b>															
(a)	Individuals / Hindu Undivided Family		8	2594150	0	0	2594150	0.24	2594150	0	0	0.24	0	0	2594150
	Ashok Mathal Kurien	AADPK49421	1	1174150	0	0	1174150	0.11	1174150	0	0	0.11	0	0	1174150
	Goel Ashok Kumar	AAEPG3258F	1	625250	0	0	625250	0.06	625250	0	0	0.06	0	0	625250
	Sushila Dew	AAATP05221B	1	585750	0	0	585750	0.05	585750	0	0	0.05	0	0	585750
	Jawahar Lal Goel	AAHPL1244J	1	176800	0	0	176800	0.02	176800	0	0	0.02	0	0	176800
	Nishi Goel	AAMP04074E	1	11000	0	0	11000	0.00	11000	0	0	0.00	0	0	11000
	Priti Goel	ANVPG0535C	1	11000	0	0	11000	0.00	11000	0	0	0.00	0	0	11000
	Suryansh Goel	ANTPG3259M	1	5100	0	0	5100	0.00	5100	0	0	0.00	0	0	5100
	Tajesh Goel	ATRP3645D	1	5100	0	0	5100	0.00	5100	0	0	0.00	0	0	5100
(b)	Central Government / State Government(s)		0	0	0	0	0	0.00	0	0	0	0.00	0	0	0
(c)	Financial institutions / Banks		0	0	0	0	0	0.00	0	0	0	0.00	0	0	0
(d)	Any Other (Specify)		26	648651885	0	0	648651885	60.85	648651885	0	0	60.85	0	0	648651885
	Bodles Corporate:		26	648651885	0	0	648651885	60.85	648651885	0	0	60.85	0	0	648651885
	Direct Media Distribution Ventures Private Limited	AADC1940Q	12	457212260	0	0	457212260	42.89	457212260	0	0	42.89	0	0	457212260
	Veena Investments Pvt Ltd	AAACV436A	2	86094822	0	0	86094822	8.08	86094822	0	0	8.08	0	0	86094822
	Direct Media Solutions LLP	AAAFD1373N	6	76905278	0	0	76905278	7.21	76905278	0	0	7.21	0	0	76905278
	Manaska Fashions LLP	AAZFM0850B	1	17000000	0	0	17000000	1.59	17000000	0	0	1.59	0	0	17000000
	Jay Properties Private Limited	AAAC1369C	2	10131000	0	0	10131000	0.95	10131000	0	0	0.95	0	0	10131000
	Limited	AAAC9528L	1	1308125	0	0	1308125	0.12	1308125	0	0	0.12	0	0	1308125
	Sprint Textiles Private Limited	AALCS5905J	1	300	0	0	300	0.00	300	0	0	0.00	0	0	300
	World Crest Advisors LLP	AAACFW2588B	1	100	0	0	100	0.00	100	0	0	0.00	0	0	100
	Sub Total (A)(1)		34	651246035	0	0	651246035	61.09	651246035	0	0	61.09	0	0	651246035
<b>2. Foreign</b>															
(a)	Individuals (Non-Resident Individuals / Foreign Individuals)		0	0	0	0	0	0.00	0	0	0	0.00	0	0	0
(b)	Government		0	0	0	0	0	0.00	0	0	0	0.00	0	0	0
(c)	Institutions		0	0	0	0	0	0.00	0	0	0	0.00	0	0	0
(d)	Foreign Portfolio Investor		0	0	0	0	0	0.00	0	0	0	0.00	0	0	0
(e)	Any Other (Specify)		2	35632125	0	0	35632125	3.34	35632125	0	0	3.34	0	0	35632125
	Bodles Corporate:		2	35632125	0	0	35632125	3.34	35632125	0	0	3.34	0	0	35632125
	Agriani Holdings (Mauritius) Ltd	AAJCA8143Q	1	35172125	0	0	35172125	3.30	35172125	0	0	3.30	0	0	35172125
	Essel Media Ventures Limited	AAABCD2733Q	1	460000	0	0	460000	0.04	460000	0	0	0.04	0	0	460000
	Sub Total (A)(2)		2	35632125	0	0	35632125	3.34	35632125	0	0	3.34	0	0	35632125
	Total Shareholding Of Promoter And Promoter Group (A) = (A)(1)+(A)(2)		36	686878160	0	0	686878160	64.44	686878160	0	0	64.44	0	0	686878160
	Details of Shares which remain unclaimed may be given hear along with details such as number of shareholders, outstanding shares held in demat/unclaimed suspense account, voting rights which are frozen etc.														

Note :  
 (1) PAN would not be displayed on website of Stock Exchange(s)  
 (2) The term 'Encumbrance' has the same meaning as assigned under regulation 28(3) or SEBI (Substantial Acquisition of Shares and Takeovers) Regulations, 2011.






Table III - Statement showing shareholding pattern of the Public shareholder

S. No	Category & Name of the shareholders	PAN	Nos. of shareholders	No. of fully paid up equity shares held	Partly paid up equity shares held	No. of shares underlying Depository Receipts	Total nos. shares held	Shareholding % calculated as per SCRR, 1957 As a % of (A+B+C2)	Number of Voting Rights held in each class of securities			No. of Shares Underlying Outstanding convertible securities (including Warrants)	Shareholding, as a % assuming full conversion of convertible securities (as a percentage of diluted share capital)	Number of Locked in shares		Number of Shares pledged or otherwise encumbered		Number of equity shares held in dematerialised form
									(i)	(ii)	(iii)			(iv)	(v)	(vi)	(vii)	
				(W)	(X)	(Y)	(VII) = (IV)+(V)+(VI)	(VIII) As a % of (A+B+C2)	Class X e.g. Y	Class e.g. Y	Total (A+B+C)	(X)	(XI) = (VII)+(X)	(a)	(b)	(a)	(b)	(XIV)
1	Institutions																	
(a)	Mutual Fund		29	83919277	0	0	83919277	7.87	83919277	0	83919277	7.87	0	0	0	0	0	83919277
	HFPC Trustee Company Limited-HFPC Equity Fund	AAATH1809A		48445000	0	0	48445000	1.73	48445000	0	48445000	1.73	0	0	0	0	0	48445000
	HFPC Trustee Company Limited- HFPC Prudence Fund	AAATH1809A		17709000	0	0	17709000	1.66	17709000	0	17709000	1.66	0	0	0	0	0	17709000
(b)	Venture Capital Funds		1	0	0	0	0	0.00	0	0	0	0.00	0	0	0	0	0	0
(c)	Alternate Investment Funds		1	100000	0	0	100000	0.01	100000	0	100000	0.01	0	0	0	0	0	100000
(d)	Foreign Venture Capital Investors		0	0	0	0	0	0.00	0	0	0	0.00	0	0	0	0	0	0
(e)	Foreign Portfolio Investor		153	184234125	0	0	184234125	17.28	184234125	0	184234125	17.28	0	0	0	0	0	184234125
	Artisan Developing World Fund	AANCM667M		26613343	0	0	26613343	2.50	26613343	0	26613343	2.50	0	0	0	0	0	26613343
	FI Investments(Mauritius) Ltd	AAACF8751A		16821509	0	0	16821509	1.58	16821509	0	16821509	1.58	0	0	0	0	0	16821509
	T. Rowe Price International Discovery Fund	AAACT6074A		16191582	0	0	16191582	1.52	16191582	0	16191582	1.52	0	0	0	0	0	16191582
(f)	Financial Institutions / Banks		16	3087999	0	0	3087999	0.03	3087999	0	3087999	0.03	0	0	0	0	0	3087999
(g)	Insurance Companies		0	0	0	0	0	0.00	0	0	0	0.00	0	0	0	0	0	0
(h)	Provident Funds/ Pension Funds		0	0	0	0	0	0.00	0	0	0	0.00	0	0	0	0	0	0
(i)	Any Other (Specify)		1	1	0	0	1	0.00	1	0	1	0.00	0	0	0	0	0	1
	Foreign Bank		1	0	0	0	0	0.00	0	0	0	0.00	0	0	0	0	0	0
	Sub Total (B)(1)		200	268562202	0	0	268562202	25.19	268562202	0	268562202	25.19	0	0	0	0	0	268562202
2	Central Government/ State Government(s)/ President of India			3317283	0	0	3317283	0.31	3317283	0	3317283	0.31	0	0	0	0	0	3317283
	Central Government / State Government(s)		2	3317283	0	0	3317283	0.31	3317283	0	3317283	0.31	0	0	0	0	0	3317283
	Sub Total (B)(2)		2	3317283	0	0	3317283	0.31	3317283	0	3317283	0.31	0	0	0	0	0	3317283
3	Non-Institutions																	
(a)	Individual shareholders holding nominal share capital up to Rs. 2 lakhs		141336	35182496	34377	0	35182496	3.30	35182496	0	35182496	3.30	0	0	0	0	0	35182496
	Individual shareholders holding nominal share capital in excess of Rs. 2 lakhs.		9	31761487	0	0	31761487	2.98	31761487	0	31761487	2.98	0	0	0	0	0	31761487
	ADIPD9621N			16800000	0	0	16800000	1.58	16800000	0	16800000	1.58	0	0	0	0	0	16800000
(b)	NBFCs registered with RBI		0	0	0	0	0	0.00	0	0	0	0.00	0	0	0	0	0	0
(c)	Employee Trusts		0	0	0	0	0	0.00	0	0	0	0.00	0	0	0	0	0	0
(d)	Overseas Depositories(Holding DRs)		0	0	0	0	0	0.00	0	0	0	0.00	0	0	0	0	0	0
(e)	Any Other (Specify)		6316	40261190	0	0	40261190	3.78	40261190	0	40261190	3.78	0	0	0	0	0	40261190
	Hindu Undivided Family		6	6689	0	0	6689	0.00	6689	0	6689	0.00	0	0	0	0	0	6689
	Non Resident Indians (Non Repat)		2218	1115494	0	0	1115494	0.10	1115494	0	1115494	0.10	0	0	0	0	0	1115494
	Non Resident Indians (Repatri)		735	546719	0	0	546719	0.05	546719	0	546719	0.05	0	0	0	0	0	546719
	Overseas Bodies Corporates		1549	1815317	0	0	1815317	0.17	1815317	0	1815317	0.17	0	0	0	0	0	1815317
	Clearing Member		636	8336595	0	0	8336595	0.78	8336595	0	8336595	0.78	0	0	0	0	0	8336595
	Bodies Corporate		1169	28431493	0	0	28431493	2.67	28431493	0	28431493	2.67	0	0	0	0	0	28431493
	Praxim Trading And Investment Co. Pvt. Ltd.	AAACF9221G		15113459	0	0	15113459	1.42	15113459	0	15113459	1.42	0	0	0	0	0	15113459
	Sub Total (B)(3)		147661	107205173	34377	0	107205173	10.06	107205173	0	107205173	10.06	0	0	0	0	0	107205173
	Total Public Shareholding (B)= (B)(1)+(B)(2)+(B)(3)		347863	379084658	34377	0	379084658	35.56	379084658	0	379084658	35.56	0	0	0	0	0	379084658

Details of the shareholders acting as persons in Concert including their Shareholding (No. and %):

No. of shareholders	No. of	% of
Nil	Nil	Nil

Details of Shares which remain unclaimed may be given hear along with details such as number of shareholders, outstanding shares held in demat/unclaimed suspense account, voting rights which are frozen etc.

Number of Shareholders	Outstanding Shares held in Demat or Unclaimed Suspense A/c	Voting Rights which are frozen
121	63622	Nil

Note:

- (1) PAN would not be displayed on website of Stock Exchange(s).
- (2) The above format needs to disclose name of all holders holding more than 1% of total number of shares.
- (3) Where the information pertaining to Depository Receipts, the same may be disclosed in the respective columns to the extent information available and the balance to be disclosed as held by custodian.

**Dish TV India Limited**

**Table IV - Statement showing shareholding pattern of the Non Promoter- Non Public shareholder**

S. No	Category & Name of the shareholders	PAN	Nos. of shareholder	No. of fully paid up equity shares held	Partly paid-up equity shares held	No. of shares underlying Depository Receipts	Total nos. shares held	Shareholding % as per SCRR, 1957 As a % of (A+B+C2)	Number of Voting Rights held in each class of securities			No. of Shares Underlying Outstanding convertible securities (Including Warrants)	Shareholding, as a % assuming full conversion of convertible securities (as a percentage of diluted share capital)	Number of Locked In shares		Number of Shares pledged or otherwise encumbered		Number of equity shares held in dematerialised form
									No of Voting Rights		As a % of total Shares held(b)			No. (a)	As a % of total Shares held(b)	No. (a)	As a % of total Shares held(b)	
									Class eg: X	Class eg: Y								
1	Custodian/DR Holder		0	0	0	0	0	0.0	0	0	0	0.0	0	0	0	0	0	0
2	Employee Benefit Trust (under SEBI (Share based Employee Benefit) Regulations, 2014)		0	0	0	0	0	0.0	0	0	0	0.0	0	0	0	0	0	0
	<b>Total Non-Promoter- Non Public Shareholding (C)=</b>		<b>0</b>	<b>0</b>	<b>0</b>	<b>0</b>	<b>0</b>	<b>0.0</b>	<b>0</b>	<b>0</b>	<b>0</b>	<b>0.0</b>	<b>0</b>	<b>0</b>	<b>0</b>	<b>0</b>	<b>0</b>	<b>0</b>
	<b>(C1)+(C2)</b>																	

**Note :**

- (1) PAN would not be displayed on website of Stock Exchange(s).
- (2) The above format needs to disclose name of all holders holding more than 1% of total number of shares
- (3) W.r.t. the information pertaining to Depository Receipts, the same may be disclosed in the respective columns to the extent information available and the balance to be disclosed as held by custodian.

